

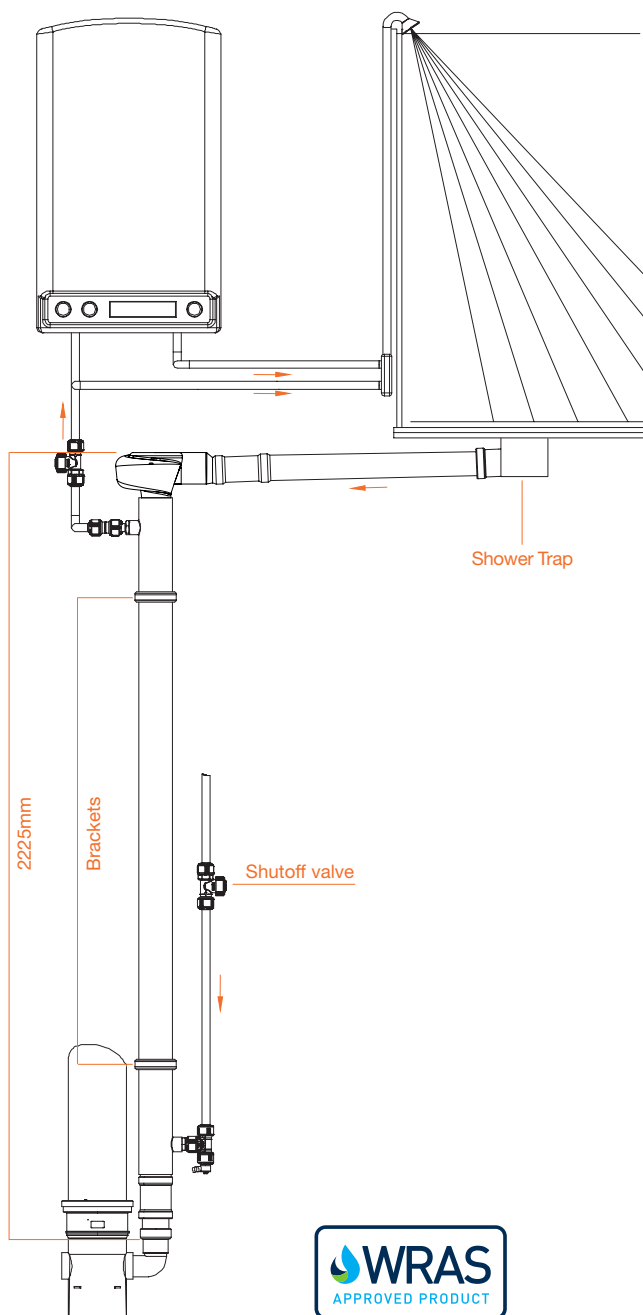
QB1-21XE Specification



Specification defines the quality, effectiveness and compliance of any new build. At Showersave we aim to assist in that process because our goal has always been to simplify the challenges faced by all specifiers.

Our innovative and wonderfully simple waste water heat recovery system, will significantly impact on all elements of your building project, including the quality of the build, the delivery of cost effective living and overall regulatory compliance.

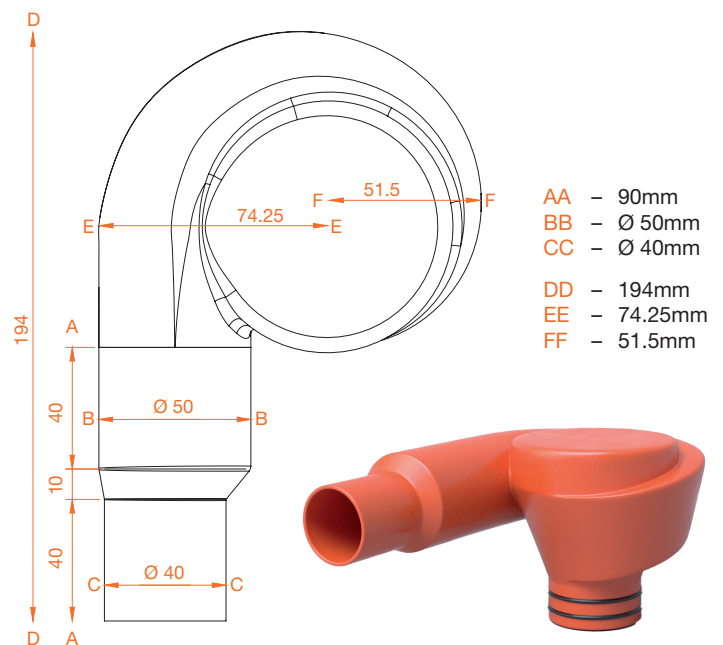
Fig. 1 System A Schematic



Class	Flow (l/min)	Volume (l)	Efficiency (%)	Flow resistance (ΔP) (bar)
2	5.8	47	70.5	0.14
3	9.2	73	66.3	0.31
4,5,6	12.5	100	62.8	0.53

Product efficiency as certified by KIWA

Fig. 2 Cyclone




QB1-21XE

Specification



Part Number	Description
QB1-21XE	Showersave, 50mm Heat Exchanger, Copper
Cyclone	Showersave, 50mm Cyclone
Z28L-ISO	McAlpine, 2"/50mm Bottom Connector, PP/PVCU
33435061 6263808	Walraven, Pipe Clamps, 2S Clamp zinc plated EPDM M8/10 53-61mm Walraven, Hanger Bolts, zinc plated TorxM8*80mm



QB1-21XE



Cyclone



Z28L-ISO

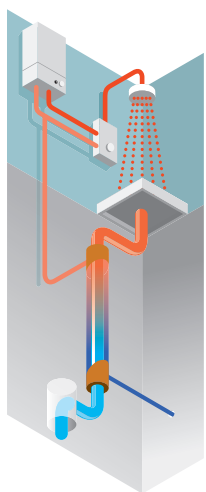
33435061
6263808

Installation Methods

The inlet side of the QB1-21XE is connected to the mains water system.

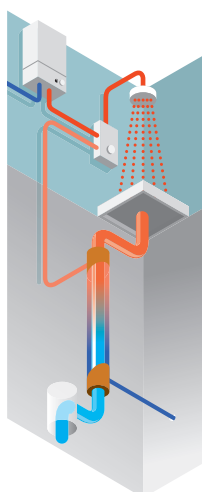
The outlet side can be installed in three different ways, that are recognised in SAP, namely:

System A - SAP Code 080201



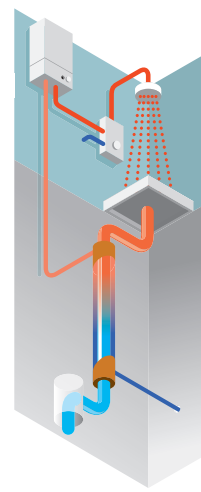
Pre warmed water feeds the cold inlet of both the shower and hot water heater.

System B - SAP Code 080203



Pre warmed water feeds the cold inlet of the shower only.

System C - SAP Code 080205



Pre warmed water feeds the cold inlet of the water heater only.

The largest energy and CO2 saving is achieved by using System A.